
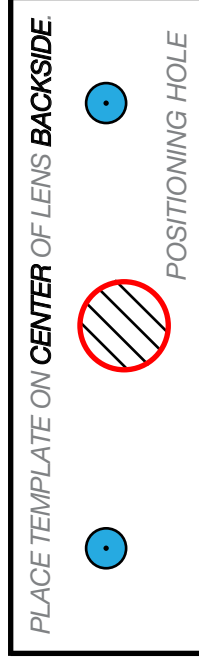



NOTE: TEMPLATES ARE NOT IDENTICAL



1. Cut out the templates, position them on the backside of the lens aligning the **RED** positioning hole around the extended tab. Use the same templates for both lenses.
2. Drill  marks 3/16" and test fit the LED panel before final mounting.