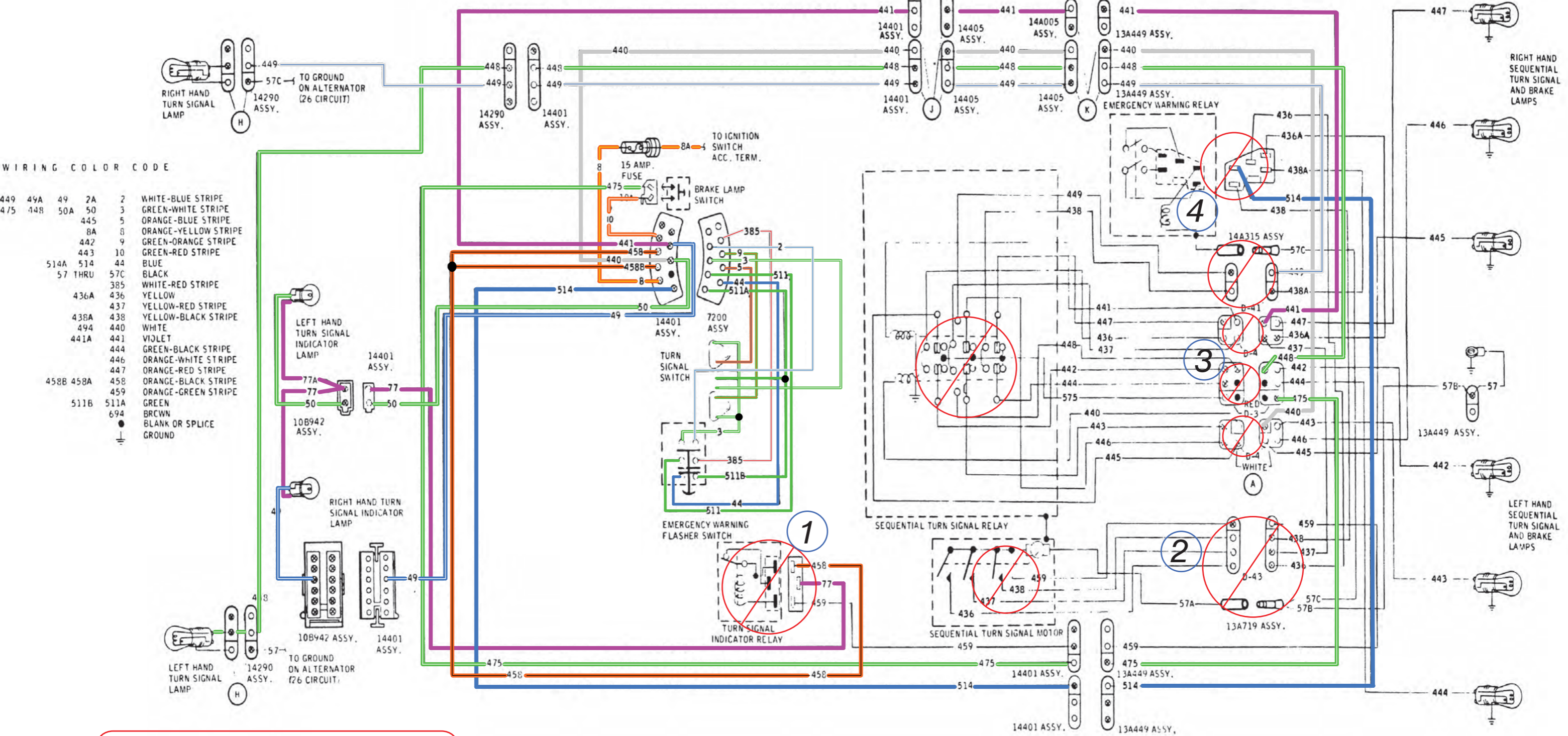


WIRING COLOR CODE

449	49A	49	2A	2	WHITE-BLUE STRIPE
475	148	50A	50	3	GREEN-WHITE STRIPE
		445	5		ORANGE-BLUE STRIPE
		8A	8		ORANGE-YELLOW STRIPE
		442	9		GREEN-ORANGE STRIPE
		443	10		GREEN-RED STRIPE
514A	514	44			BLUE
57	THRU	57C			BLACK
		385			WHITE-RED STRIPE
436A	436				YELLOW
	437				YELLOW-RED STRIPE
438A	438				YELLOW-BLACK STRIPE
494	440				WHITE
441A	441				VIOLET
	444				GREEN-BLACK STRIPE
	446				ORANGE-WHITE STRIPE
	447				ORANGE-RED STRIPE
458B	458A	458			ORANGE-BLACK STRIPE
		459			ORANGE-GREEN STRIPE
511B	511A	511			GREEN
	694				BROWN
					BLANK OR SPLICE
					GROUND



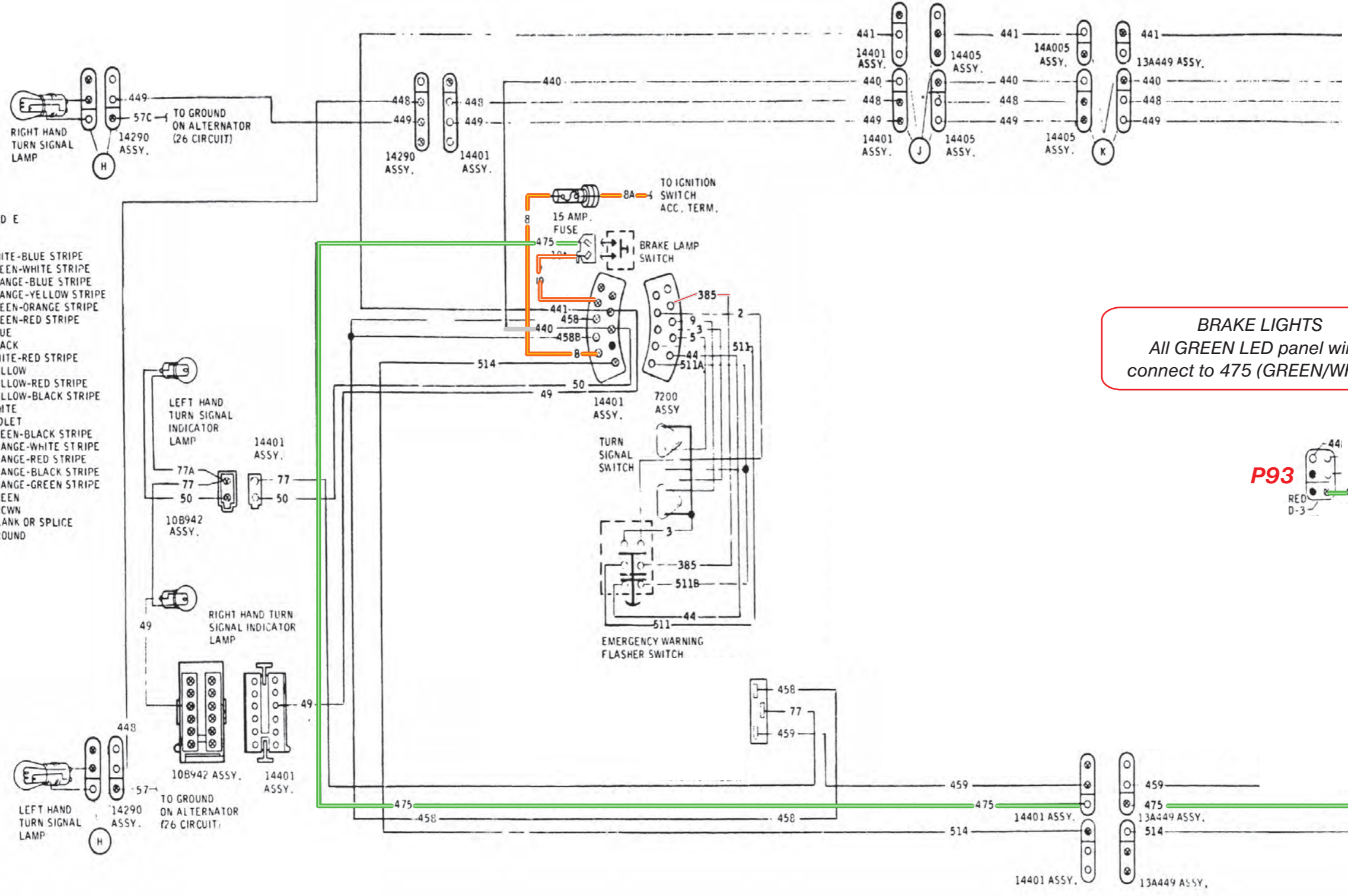
Disconnect the battery and unplug the following:  
 TURN SIGNAL INDICATOR RELAY (1)  
 SEQUENTIAL TURN SIGNAL MOTOR (2)  
 SEQUENTIAL TURN SIGNAL RELAY (3)  
 EMERGENCY WARNING RELAY (4)

Wiring Schematic from "COUGAR ELECTRICAL DRAWINGS"  
 Colors were added to the many of the signals for easy identification.

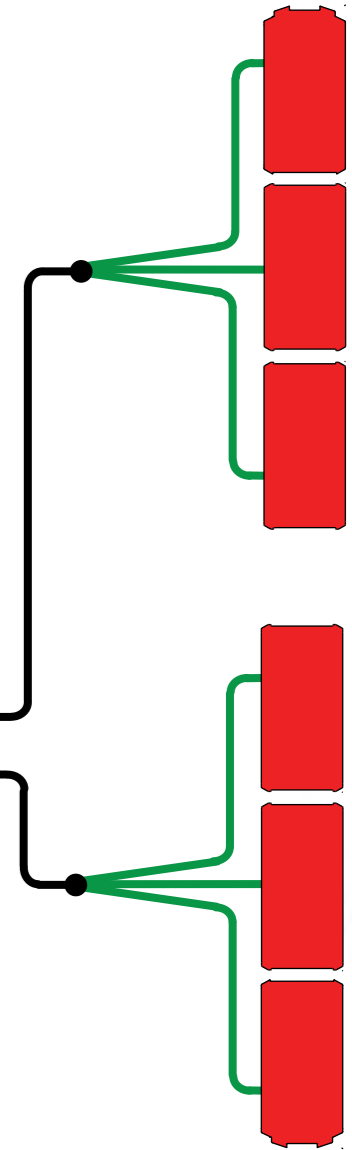
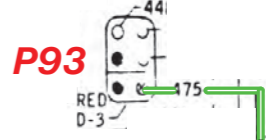


WIRING COLOR CODE

449	49A	49	2A	2	WHITE-BLUE STRIPE
475	148	50A	50	3	GREEN-WHITE STRIPE
		445	5		ORANGE-BLUE STRIPE
		8A	8		ORANGE-YELLOW STRIPE
		442	9		GREEN-ORANGE STRIPE
		443	10		GREEN-RED STRIPE
514A	514	44			BLUE
57	THRU	57C			BLACK
		385			WHITE-RED STRIPE
436A	436				YELLOW
		437			YELLOW-RED STRIPE
438A	438				YELLOW-BLACK STRIPE
494	440				WHITE
441A	441				VIOLET
		444			GREEN-BLACK STRIPE
		446			ORANGE-WHITE STRIPE
		447			ORANGE-RED STRIPE
458B	458A	458			ORANGE-BLACK STRIPE
		459			ORANGE-GREEN STRIPE
511B	511A	511A			GREEN
		694			BROWN
					BLANK OR SPLICE
					GROUND

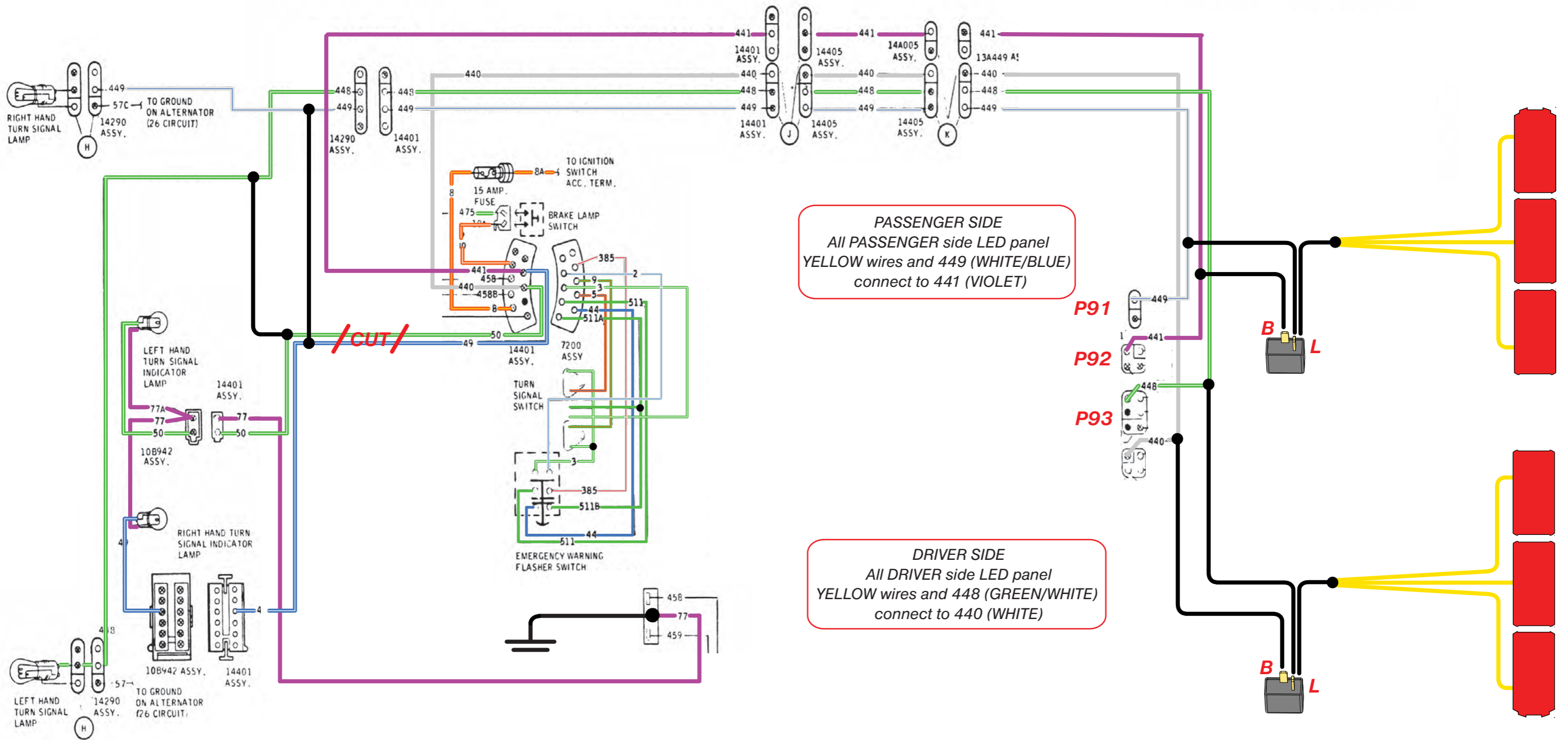


**BRAKE LIGHTS**  
 All GREEN LED panel wires  
 connect to 475 (GREEN/WHITE)



**BRAKE LIGHTS**

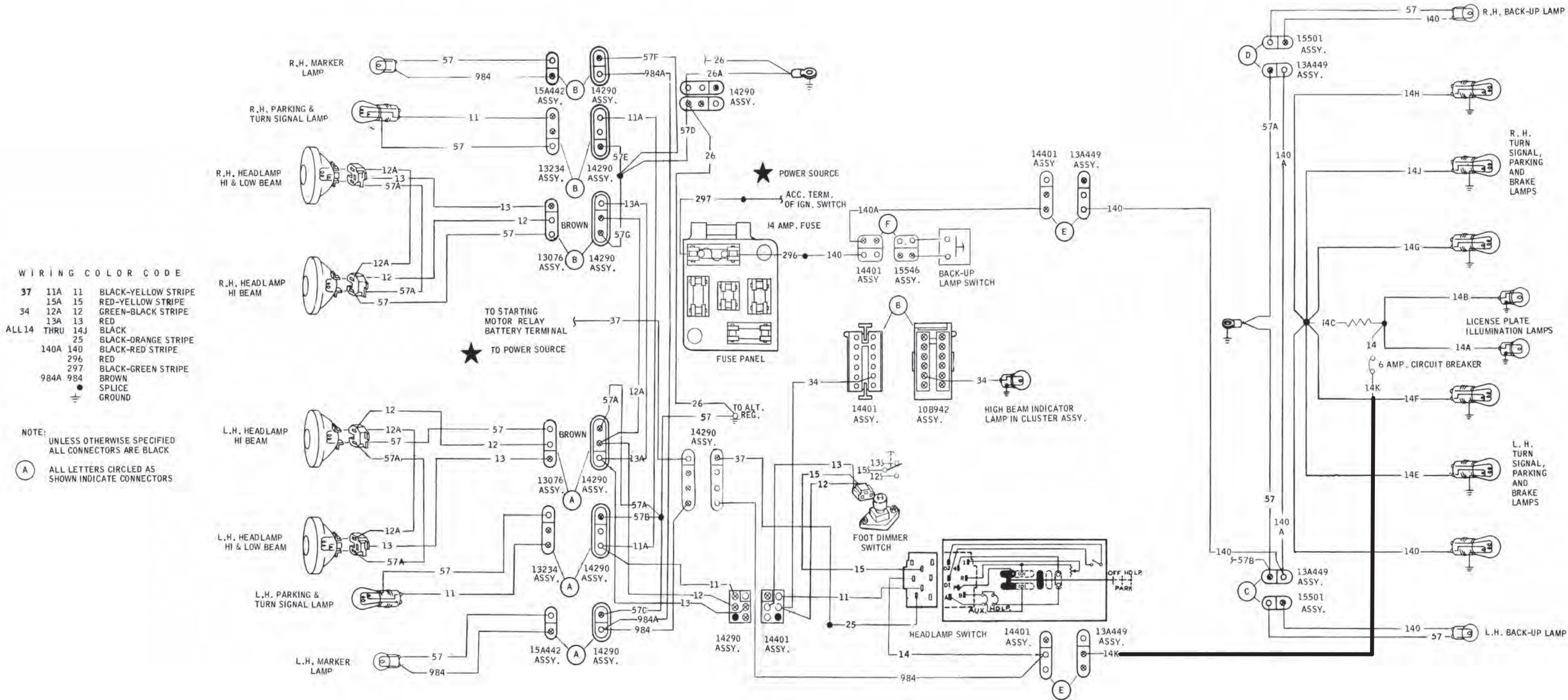
Wiring Schematic from "COUGAR ELECTRICAL DRAWINGS"  
 Colors were added to the many of the signals for easy identification.



## TURN SIGNALS

Wiring Schematic from "COUGAR ELECTRICAL DRAWINGS"  
 Colors were added to the many of the signals for easy identification.





## RUN/PARK LIGHTS

Wiring Schematic from "COUGAR ELECTRICAL DRAWINGS"  
Colors were added to the many of the signals for easy identification.

### RUN/PARK LIGHTS

Locate the PARK/RUN signal wire at the rear of the car. This is usually a BLACK wire running to the license plate lights. This wire will be used to power the RUN/PARK lights on the LED panels.

Connect this wire to ALL BROWN wires on the LED panel harness wires.